



Parents presentation



UCAS

Security marking: PUBLIC

Purpose of this presentation

- To inform parents about choices for students after Level 3 study
- Look at the role of UCAS when they apply for Higher Education (HE)
- To explain how the College will be supporting students through the process of applying to Universities/Colleges offering HE

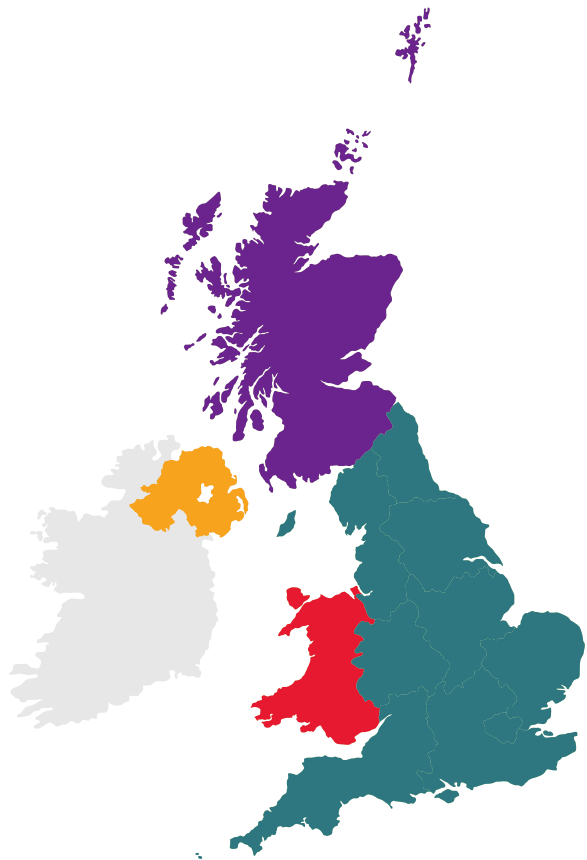
Choices available

- Entering Higher Education (HE)
- Apply for Apprenticeships/Traineeships (Intermediate, Advanced, Higher/ Degree)
- Studying Abroad
- Taking a gap year
- Seek full time employment



To understand options visit www.ucas.com/alternatives

So much HE Choice!



- **370+** universities and colleges
 - **five** in **Northern Ireland**
 - **20** in **Wales**
 - **21** in **Scotland**
 - **334** in **England**
 - **one** in mainland **Europe**
- 37,000+ courses available
- The majority of HE applications go through **UCAS**

UCAS (University and College Admissions Service)

✓ What UCAS does:

- Process HE applications
- Provide information, advice, and training
- Have a Fraud and Verification Team
- Take part in education sector engagement
- Give information on apprenticeships, studying abroad and getting a job as well as Higher Education

✗ UCAS doesn't:

- Suggest courses or universities
- Make decisions or offers
- Advise on finance, immigration, or visas for individuals

Why higher education?

Opportunities while studying:

- Chance to study a subject they are passionate about.
- Achieve a qualification that could lead to their chosen career.
- Grow in confidence, make lifelong friends, and gain independence and important life skills that will widen their prospects.

With a degree, they'll have:

- The opportunity to follow their career path
- Better job prospects, as many employers target graduates
- Higher earning potential

Over the course of a lifetime, estimates suggests that students are more likely to earn £250,000 if they have a degree

www.bbc.co.uk

Things to consider!

There are a number of things for an applicant to consider when applying for higher education, such as:

- Making the right choice of course and University – students invest a lot of time, money and effort (**Research is vital** in order to make the right choice) Check out websites/ virtual tours/ open events...
- Right course for chosen career path? – if unsure check with employers/teachers/ACE advisers
- Location – city or rural?, good accommodation/transport links?
- Finances, course fees, living costs (moving away or stay at home)
- Scholarships or bursaries on offer?
- Extracurricular activities- the add ons!

What and where to study

View published




Subject guides

Undergraduate courses you could study, what they involve, and how to get onto them.



Advertisement. Why the ads?



Advertisement. Why the ads?



Choosing a course

Tips and advice to help you decide what subject, course type, and provider is right for you.



Entry requirements

Unis have different requirements for their courses – usually a mix of qualifications, subjects, or exam grades.



Open days and events

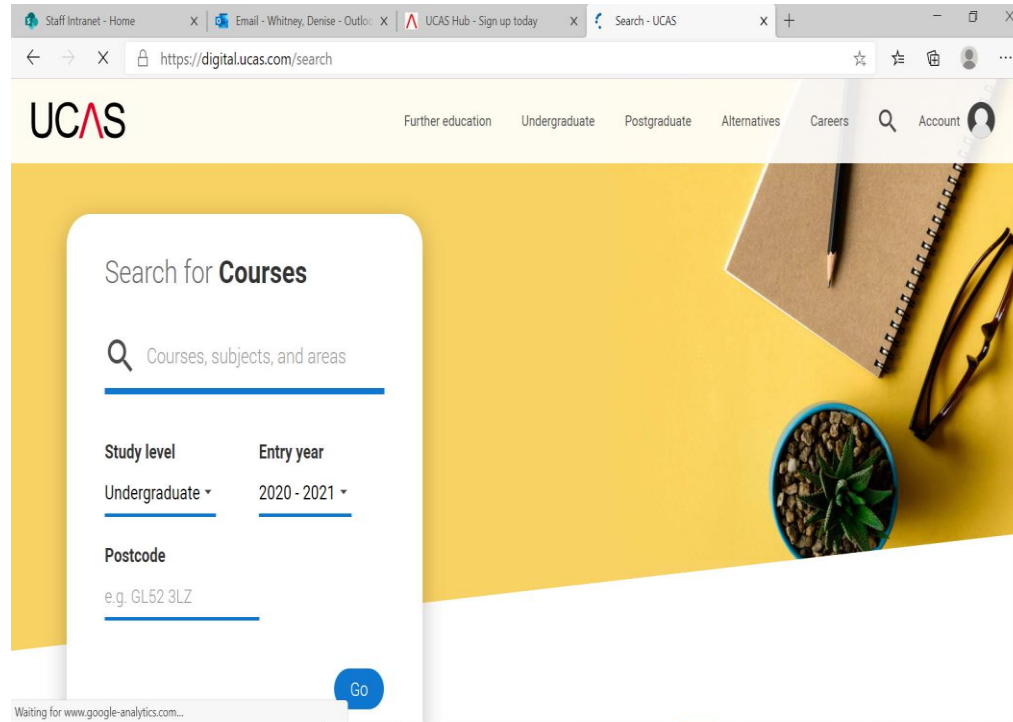
Great ways to find out more about higher education, and if a university is right for you.



Studying at a conservatoire

Find out what conservatoires are like, and how they differ from a university or college.

Search tool



When to apply for 2021 entry

18th May	UCAS Undergraduate Apply opens for 2021 entry.
June/July	College starts UCAS registration / supports students in the application process
5th September	First day UCAS will receive completed applications.
15th October*	UCAS deadline for applications - medicine, veterinary medicine/science, and dentistry, and courses at Oxford or Cambridge.
15th October	College Deadline for application to be in, checked and sent by ACE team
15th January	UCAS Deadline - All other courses
25th February	Extra opens.
30th June*	Last date for applications before Clearing.

* All 18:00 (UK time)

UCAS Apply – key facts

- Application is entirely online.
- Maximum of five choices.
- Some choice restrictions:
 - medicine, veterinary medicine/science, dentistry (maximum of four). Oxford or Cambridge
- Application cost –paid to UCAS:
 - one choice – £20
 - two to five choices – £26
- Equal consideration if deadlines are met
- ‘Invisibility’ – universities will not see where else applied to

Completing the UCAS application

The screenshot shows the UCAS application portal interface. At the top, there's a navigation bar with 'UCAS' and 'Contact us | Help | Print page'. Below this is a red banner with '2021 apply' and 'Welcome' text, along with a '<Log out' button. A left-hand navigation menu lists various sections: Welcome, Personal details, Choices, Education, Employment, Statement, View all details, Pay/Send, Help, and Options/Opssynau. The main content area displays a 'Welcome' message to 'Denise', followed by 'Your Personal ID is 149-586-8007' and a note to keep it handy. Below this is a video player for 'Apply 2021 English HOW TO GUIDES APPLY' with a 'Share' button. A 'Key' section at the bottom left shows a progress indicator with 'Completed', 'In progress', 'Not started', and 'Help' options. A red bar is visible at the bottom of the screenshot.

Sections to complete:

1. Personal details
2. Additional information
3. Student finance
4. Choices
5. Education
6. Employment
7. Personal statement
8. Referee details

Tutor adds reference

College ACE Team

UCAS

Universities/colleges

The personal statement

- The only section your son or daughter has control over.
- Their only chance to market themselves individually.
- One personal statement for all choices.
- Max. 4,000 characters, or 47 lines.
- Min. 1,000 characters.
- Spelling/grammar **MUST** be checked.
- No formatting.

Application sent – then its UCAS Track

The screenshot shows the UCAS Track interface for a user named Rebecca Chen. At the top, it says 'English Cymraeg' and 'Hello Rebecca Chen (Personal ID 34567 56789) Log out'. The navigation bar includes 'Track', 'Your choices', 'Your application', 'Your details', 'Help', and 'Contact us'. The main content area is titled 'Welcome back Rebecca' and features a progress bar with four stages: 'Waiting for offers', 'Reply to your offers', 'Waiting for confirmation', and 'Confirmation of place'. The 'Reply to your offers' stage is currently active. Below the progress bar, there are two sections: 'Your status' which states 'You've received offers from all your choices.', and 'Next steps' which has a button that says 'Reply to your offers (by 6 June)' and a warning: 'If you don't reply on time, you'll lose your offers.' To the right, there is a 'Frequently asked questions' section with several placeholder text items.

- students follow the progress of their application online
- see their choices and personal information
- see their offers
- reply to offers online

Decisions

Universities and colleges will review the:

- personal statement
- reference
- Qualifications

AND if required

- admissions test result
- interview
- portfolio
- audition

They'll then make one of three decisions:

- unconditional offer
- conditional offer
- unsuccessful

Applicant replies

Applicants should wait for all decisions from all choices, then they can choose one:

- **firm** – if all conditions are met, this is where they will be placed
- **insurance** – usually lower conditions, in case firm conditions are not met

Any other offers must be declined.

Applicants don't have to have an insurance choice (14 day CMA cooling off period).

If a student firmly accepts an unconditional offer, they must decline any/all others.

Other UCAS options

Extra (25 Feb – 4 Jul)

Used all five choices and had no offers (or declined all offers/withdrew).

Add Extra choices for consideration one at a time via Track.

Clearing/UCAS plus (early Jul – Oct)

Apply after 30 June, receive no offers, decline all offers, or not met conditions.

Find vacancies from 5 July, and add one choice via Track.

Adjustment (up to five days in Aug)

Placed with firm choice, and did better than conditional offer.

Register in Track, then find another university or college. The new university or college adjusts the record.

What should your son or daughter be doing now?

- Registering with UCAS in sessions at College
- Working with personal tutors in tutor groups to enhance and complete their application and personal statement
- Research
- Extracurricular activities / Work Experience
- Go beyond the syllabus
- Focus on this year's studies

Research – it's free!

- [Search tool](#) – to look for providers, courses, and minimum entry requirements. Use the [subject guides](#) to find more information.
- [Open days](#) and [virtual tours](#) – a great way to explore campuses and facilities.
- [UCAS' higher education exhibitions](#) – useful to meet different universities and colleges, and explore options. It is important to register, and encourage your students to register in advance.
- Learning from others – [student videos](#) and [blogs](#).
- [Career options](#) – use the [job profiles](#) to explore different career roles and pathways, or take the [Buzz quiz](#) to find out more about individual strengths, and what roles they may suit.
- The [career finder tool](#) is ideal for considering options after education, including searching for [apprenticeships](#).

Your support role...

- Use the parents/guardians' section of the UCAS website at www.ucas.com/parents.
- Use our [parent information tool](#) for advice, hints, and tips to help someone you care for through the application process.
- Offer to attend open days – you may have a different perspective.
- Don't book family holidays at key times.
- Make sure they read everything carefully that is sent to them.
- Sign up for your monthly parent newsletter (via UCAS site)

We hope you found this presentation helpful.

For information on financial support available for students entering Higher Education, please see the additional Student Finance presentation*

On our Parents/Carer's Information HE Options Page

*

Based on 2020 figures, 2021 financial support has not yet been published



Thank you



UCAS

Security marking: PUBLIC